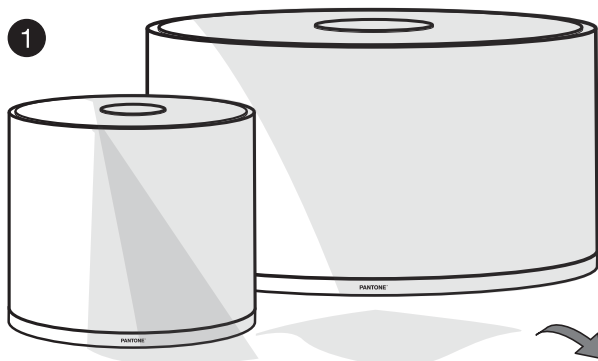


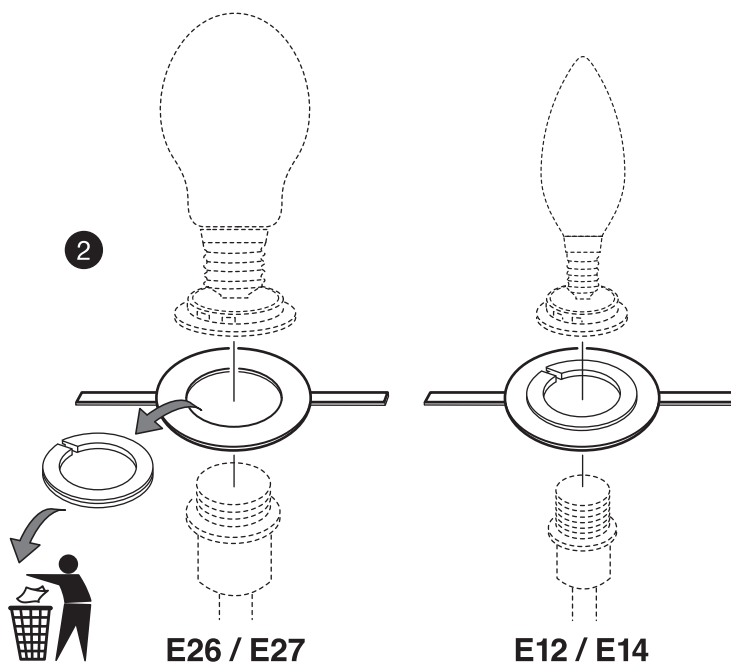
# PANTONE™

## Mintaka 25 / 45

## Sargas 25 / 45

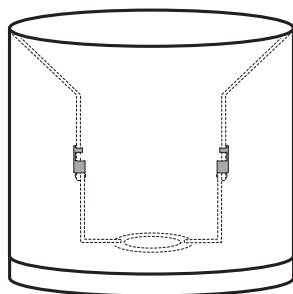



**1**  
**Remove shrinking film before installation!**  
 Retire la lámina plástica encogible antes de la instalación  
 Enlevez le film rétractable avant l'installation!




**E26 / E27**

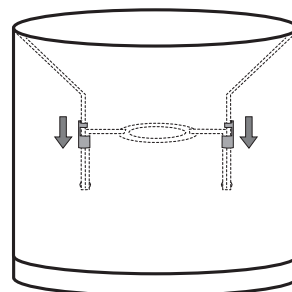
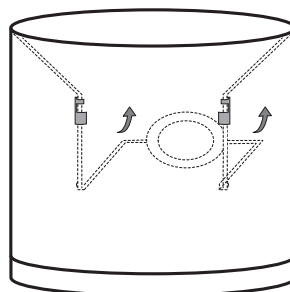
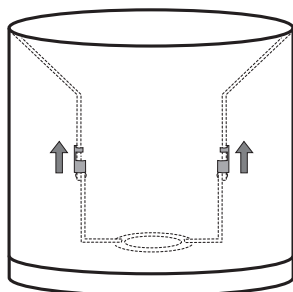
**E12 / E14**



**3**  
**FLOOR LAMP / TABLE LAMP**  
 LÁMPARA DE PIE / LÁMPARA DE MESA  
 LAMPADAIRE / LAMPE DE TABLE



**4**  
**PENDANT LAMP**  
 LÁMPARA DE TECHO  
 LAMPE À SUSPENSION



**CARE INSTRUCTIONS:**  
 Dust the lamp shade with a dust cloth  
 Limpie la pantalla para lámpara con un paño atrapa polvo  
 Épousseter l'abat-jour avec un chiffon

**CAUTION:**  
 Lamp Shade with a diameter of Ø25 MAX 60W ONLY  
 Lamp Shade with a diameter of Ø45 MAX 100W ONLY



**ENGLISH**  
 INSTALLATION INSTRUCTIONS  
**CAUTION:** Before starting, turn off power at main circuit panel.

**ESPAÑOL**  
 INSTRUCCIONES DE MONTAJE  
**ADVERTENCIA:** Antes de comenzar el montaje, cortar la luz en el cuadro general.

**FRANÇAIS**  
 INSTRUCTIONS D'INSTALLATION  
**ATTENTION:** coupez l'alimentation avant de procéder à l'installation.