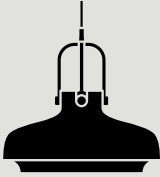


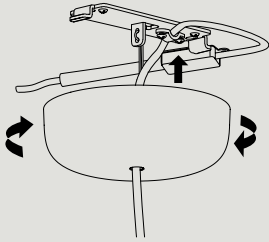
Instructions



Copenhagen SC8 Space Copenhagen 2014

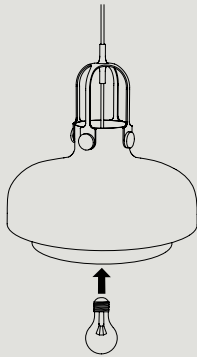
Congratulations with your new Copenhagen lamp, designed in 2014 by Space Copenhagen. We hope you will enjoy using this product and follow these instructions to ensure correct installation. If you have any questions or comments, please do not hesitate to contact us by mail on:

info@andtradition.com



Step 5

Install the plastic canopy onto the metal bracket.



Step 6

Install light bulb.